

HOBART 4400



Mobile diesel-driven 60 & 90 kVA GPU
Cummins QSB4.5 diesel engine
ITW GSE Generator
TIER 3 / EU STAGE 3A

Distributed by
Aviation Ground Equipment Corp.
53 Hanse Avenue, Freeport NY USA
Tel: 1(516) 546-0003 1(800) 758-0044
Fax: 1(516) 546-0198
Email: Sales@AviationGroundEquip.com
Web: www.AviationGroundEquip.com



ITW GSE HOBART

It's all about connections

POWER WHEN YOU NEED IT

The new Hobart 4400 provides a quiet, fuel-efficient apron power system. The Hobart 4400 is a mobile, diesel-powered GPU that's ideal for supplying power to all aircraft at places wherever you need an independent external power source. Hobart 4400 units are easy to move to where you need them – remarkably tough and supremely reliable.

EASY TO MANEUVER

The new low-profile design, mounted on a towable trailer with fifth-wheel steering, makes this ultra-reliable engine-driven GPU easy to maneuver around the congested areas of modern airports.

Due to the low weight of the GPU, you can tow it around even with small towing equipment thus reducing the total cost of ownership.

LESS FUEL, FEWER EMISSIONS

The low fuel consumption of the Hobart 4400 family results in big savings on your fuel costs as well as reducing harmful engine emissions.

RUGGED AND DURABLE

The weather-proof canopy is made of medium-density Polyethylene that can withstand just about any impact – and is fully recyclable. This tough canopy can withstand collision damage and chemical spills at operating temperature. It is also resistant to UV light and will maintain its smart appearance throughout its service life.

The cable storage trays are made of the same material, and also act as protective fenders, with the benefit that they will never corrode if scratched. In the event of major damage, it is very easy to swap out the canopy or cable trays. The canopy is designed with rounded edges that are safer for operators as well as reducing the risk of damaging aircraft, vehicles or other apron equipment in the event of collision. Last but not least, the double-skin canopy serves as noise dampening insulation, keeping operations quiet and helping ensure a better on-apron working environment.



POWER TWO AIRCRAFT
WITH JUST ONE GPU?

YES - EASY WITH A HOBART 4400 UNIT



As one of the most advanced GPUs in the market, the Hobart 4400 is available in a dual voltage AC/DC version. The Hobart 4400 is capable of delivering 400 Hz and regulated 28.5 VDC power, simultaneously and independently! The 28.5 V Active Rectifier Unit (ARU), available as a standard option, delivers superior voltage quality at the aircraft plug without jeopardising the 400 Hz voltage. It goes without saying that the Hobart 4400 will power your aircraft, whether a narrow body or a turbo prop, wherever you need it, whenever you need it!

Aviation Ground Equipment Corp.
53 Hanse Avenue, Freeport NY USA
Tel: 1(516) 546-0003 1(800) 758-0044
Fax: 1(516) 546-0198
Email: Sales@AviationGroundEquip.com
Web: www.AviationGroundEquip.com



HOBART

– PART OF ITW GSE

Hobart is part of ITW GSE, a leading global supplier of ground support equipment. Since becoming the first domestic manufacturer of aircraft ground power equipment in 1946, Hobart has continually developed new products to meet the ever-changing requirements of the Aerospace industry.

With Hobart, you get more than advanced, reliable equipment – you get a complete resource for 400 Hz and 28.5 VDC power systems and solutions. Our global affiliation with ITW Inc. provides the financial strength, continuity and world-class service that stand behind every Hobart GPU.

EASY ACCESS

The engine, generator, controls, batteries and cables are all easily accessible but completely protected under a tough, corrosion-free canopy made of resilient medium-density Polyethylene. All maintenance points that need to be checked regularly (fuel, oil, water, etc.) are easy to access. The entire canopy can be removed by hand in less than two minutes – no hoists or cranes needed.



DESIGNED TO BE RECYCLABLE

Major components such as the canopy and cable trays are manufactured from fully recyclable Polyethylene, which is unique in the ground power industry. Unlike other commonly used materials, Polyethylene components can be easily recycled and reused, minimizing both environmental impact and end of life disposal costs.




OPERATOR/TECHNICIAN FRIENDLY

The ITW GSE user interface is easy and intuitive. This is your guarantee for correct operation and on-time aircraft departures. The operator only has to press the combined start/stop button. Also, he can monitor various parameters such as voltage and current at the display screen. For easy set-up and maintenance purposes, there is a deeper level dedicated for the technician. The operator interface is common from one ITW GSE product to another. Therefore, airport staff familiar with one ITW GSE product can easily switch to another as the icons and display are the same.



RELIABLE

The 400 Hz three-phase synchronous generator is designed, manufactured and supported by ITW GSE. Everything about the Hobart 4400 GPU is built for toughness, reliability and a long service life. To maximize reliability and reduce your need for spare parts, Hobart has drastically reduced the number of components. This makes trouble-shooting quick and easy, allowing the GPU to be back in service quickly.



DOWNLOADS AND UPDATES

The software-based control system means your Hobart 4400 GPU can be updated and given additional capabilities in the future, simply by transferring new software from a USB stick/flash drive.



Specifications

HOBART 4400 mobile diesel-driven 60 kVA & 90 kVA GPU

Engine

- Cummins QSB4.5 diesel engine operating at 2000 RPM
- Tier 3 / EU Stage 3A compliant
- Turbocharged 4-stroke, inline 4 cylinder common rail fuel system
- Full application approval by Cummins
- 24 VDC battery system
- Electronic governor system (via the engine's ECM)
- Intake manifold pre-heater for cold weather starting
- HP: 171 (90 kVA), HP 130 (60 kVA)

Engine Protection

- Low oil pressure shutdown
- High coolant temperature shutdown
- Low coolant level warning
- Intake air restriction indication
- Low fuel warning

Environmental

- Operating temperature: -25°F to +125°F (-32°C to +52°C)
- Relative humidity: 10-95% non-condensing
- No altitude derating required up to 10,000 ft. (3,000 meters) when running in normal operating range

Performance

- Continuous rating: 60 kVA (48 kW) 90 kVA (72 kW), 3 phase, 4 wire, 115/200 V
- Meets or exceeds MIL-STD-704F, SAE ARP5015A and ISO 6858 power quality requirements
- Line drop compensation assures proper voltage at aircraft plug

Dimensions & Weight

- Length: 103" (2615 mm)
- Width: 66.2" (1682 mm)
- Height: 63.9" (1622 mm)
- 4000 lbs. (1814 kgs) dry weight, no cables, no ARU
- 4300 lbs. (1950 kgs) dry weight, no cables, with ARU

Color

- White canopy, black cable trays, galvanized chassis. Other colors available on request.

Specifications are subject to change without prior notice

HOBART is part of ITW GSE
- the world's leading supplier of Ground Support Equipment

Instrumentation

- Icon based ITW GSE user interface
- 5-Button directional menu arrow keypad
- Multiple language capability
- Simple operation / status / prompts
- Setup functions
- Engine data
- Output power data
- Fault data
- Memory recall

Electrical Characteristics

- Voltage regulation: $\pm 1\%$ no load to full load
- Voltage adjustment: ± 15 volts
- Max. line drop compensation: 5%
- Individual harmonic distortion: $<1\%$ of the fundamental (RMS) voltage
- Total harmonic distortion: $<2\%$ of the fundamental (RMS) voltage
- Voltage & frequency transients meet MIL-STD-704F, SAE ARP5015A, and ISO 6858 (BS2G219)
- Phase voltage balance not to exceed 1% on a 3-phase balanced load and does not exceed 4% with 33% unbalanced load
- Frequency regulation: ± 2 Hz steady state

Protection

- Per MIL-STD-704F, SAE ARP5015, and ISO 6858
- Over / under voltage
- Over / under frequency
- Overload

Overload

- 80% load at PF $> 0.8 - 1.0$ - Continuous
- 100% load at PF $> 0.7 - 0.8$ - Continuous
- 100% load at PF $> 0.8 - 1.0$ - 5 Minutes
- 100% to 120% load (PF 0.7 - 0.8) - 10 Seconds
- 120% to 150% load (PF 0.7 - 0.8) - 2 Seconds
- Individual outputs: 217/325 amps, 5 minutes (60/90 kVA)

Standard Features

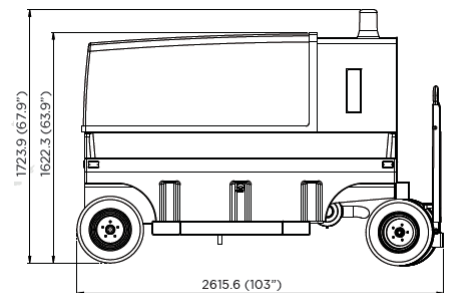
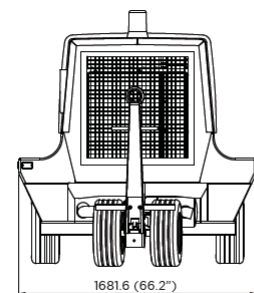
- ITW GSE designed and manufactured generator
- ITW GSE user interface
- Fifth wheel steering
- No load shut down
- 53 gallon fuel tank (200 L) with at least 8 hrs. run time at max full load
- Fork lift pockets
- Tow bar with parking brake
- Sliding canopy for ease of access

Standards

- EPA Tier 3/CARB Tier 3
- EU Stage III A
- MIL-STD-704F, SAE ARP5015 and ISO 6858
- BS2G219
- ISO 9001-Certified manufacturer
- CE certified

Options

- 28.5 VDC Active rectifier (simultaneous operation with 400 Hz), 600 amps continuous, 2000 amps peak
- Unit operating beacon
- Low fuel beacon
- Clearance lights
- Block heater
- Battery blanket
- Second 400 Hz output
- DIN40 towing eye
- Military Interlock
- Towbar Interlock
- Tie down rings



ITW GSE HOBART

It's all about connections